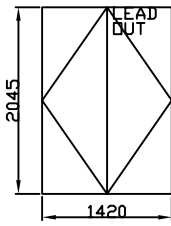
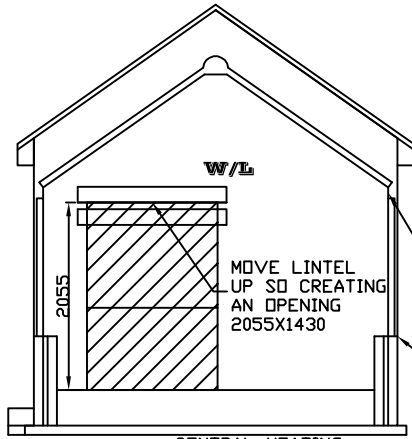


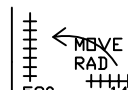
FRENCH DOORS FOR KNOCK THROUGH



WHITE HANDLES
CLEAR GLASS
SILVER SPACER
150mm CILL



CENTRAL HEATING
PIPES RUN ABOVE
GROUND(SEE PHOTO)
RUN PIPES IN CAVITY
OF EXISTING HOUSE
WALL, ONCE KNOCK
THROUGH IS DONE

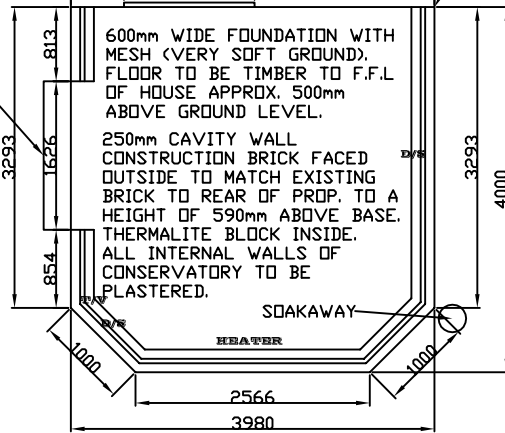
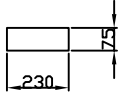


START POINT FLUSH
BOTH SIDES

TIMBER FLOOR

100X50 JOISTS AT 400mm
CENTRES, COVERED WITH
COMPOSITE SHEETS.

BRICK SIZE



600mm WIDE FOUNDATION WITH
MESH (VERY SOFT GROUND).
FLOOR TO BE TIMBER TO F.F.L
OF HOUSE APPROX. 500mm
ABOVE GROUND LEVEL.

250mm CAVITY WALL
CONSTRUCTION BRICK FACED
OUTSIDE TO MATCH EXISTING
BRICK TO REAR OF PROP. TO A
HEIGHT OF 590mm ABOVE BASE.
THERMALITE BLOCK INSIDE.
ALL INTERNAL WALLS OF
CONSERVATORY TO BE
PLASTERED.

WHITE FRAMES
25mm HIGH SPEC
GLASS(BLUE TINT)
35 DEGREE PITCH

LOW E GLASS
WHITE HANDLES
* = RBF 29
STRATFORD W/B FAN

