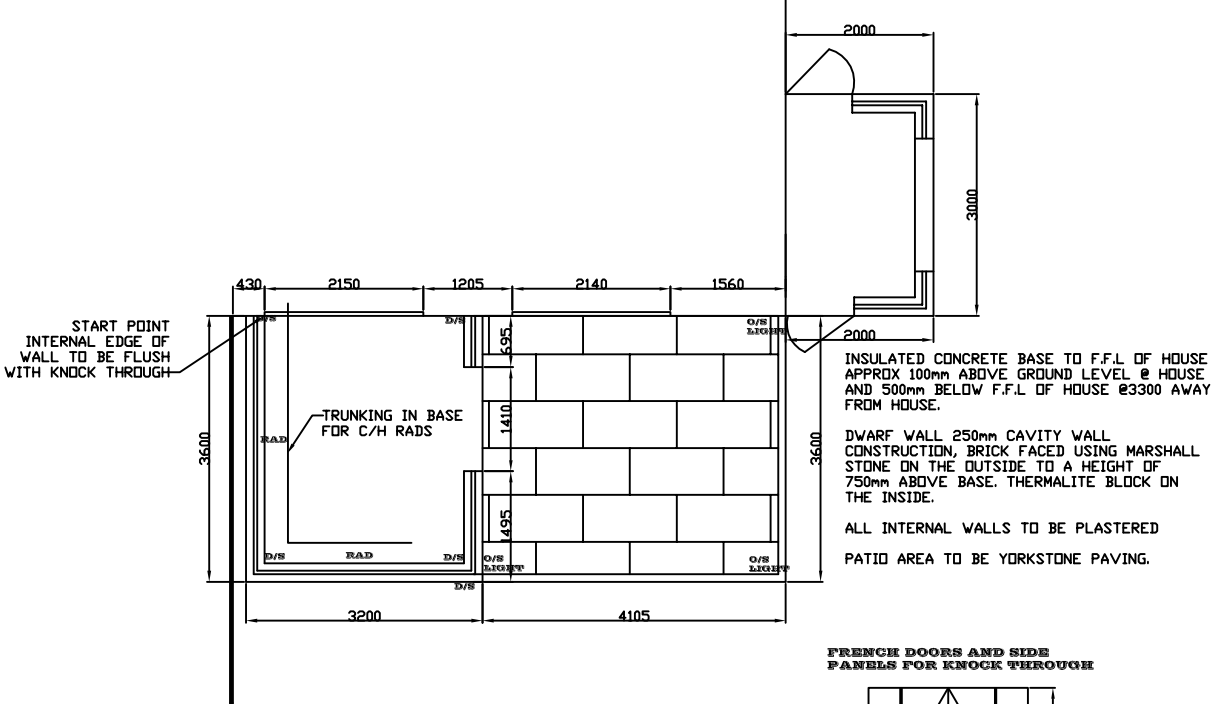


PLANNING REQUIRED

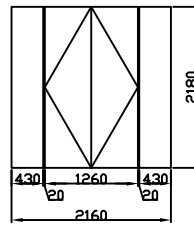
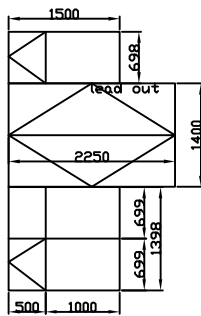
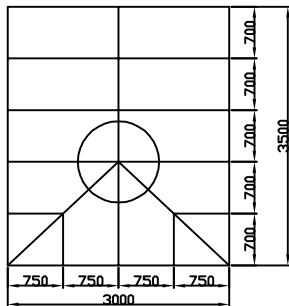
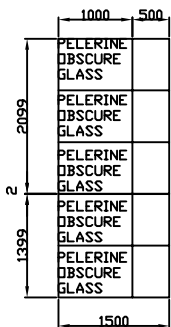
KNOCK THROUGH AND
INSTALL FRENCH DOORS
AND SIDE PANELS.
REMOVE STONE CILLS
FIT ANGLE IRONS AND
MAKE GOOD.

WALLS ARE
700mm THICK!

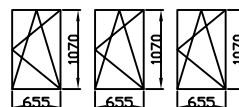
CARRY ON DWARF WALL AT APPROX SAME
HEIGHT AS EXISTING RAISE SECTION.
APPROX 100mm BELOW F.F.L OF CONSERVATORY.
INFILL WITH HARDWARE, FOR PAVING SLABS TO BE
LAYED ON A WEED BARRIER SHEET AND A
BED OF SHARP SAND.



FRENCH DOORS AND SIDE PANELS FOR KNOCK THROUGH

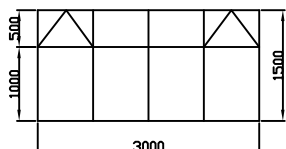


REPLACEMENT WINDOWS FOR UPSTAIRS BEDROOM



WHITE FRAMES
25mm BRONZE OPAL POLY
25 DEGREE PITCH

WHITE FRAMES
WHITE HANDLES
STUB CILLS



WHITE HANDLES
STRATFORD WB FAN
012E ENHANCED OAK WHITE
VARNISHED LAMINATED FLOORING
PELERINE OBSCURE GLASS